

## VILLABA, LEYTE - HSWG Partner Reporting

### Recovery Shelter Activities (as of 06-OCT-2014)

The graphs shown below represent the sum of households who have received (HH reached) or who will receive (HH targeted or underway) recovery shelter support by HSWG partner agencies. Numbers reached are those reported to the HSWG by 6th October 2014. Household number do not represent the total needs by Barangay - for this, consult with relevant Barangay or Municipality. PLEASE NOTE - scale differs in each graph.

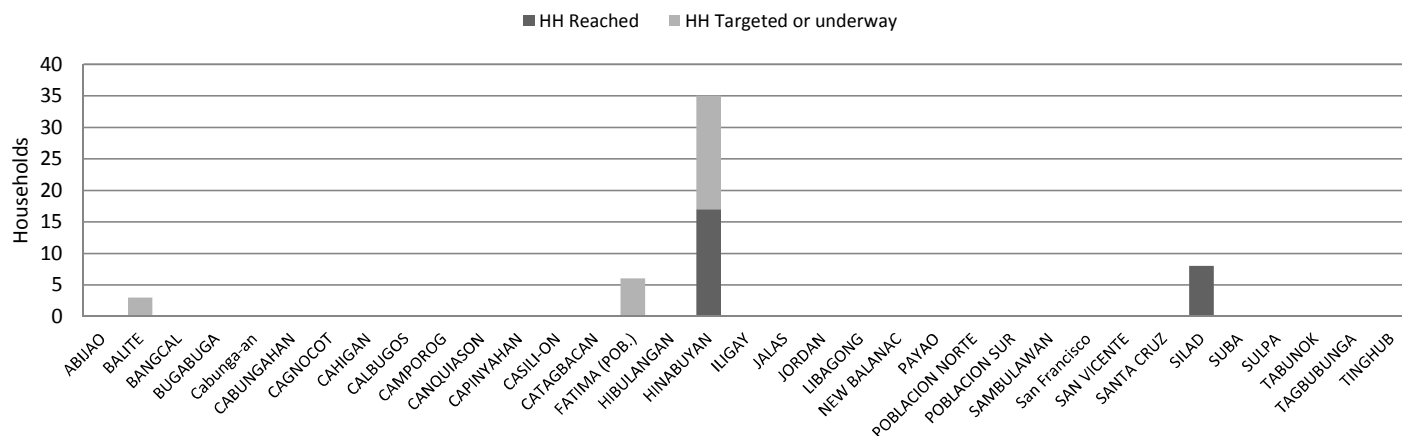
For explanation of intervention types, please see Shelter Cluster Recovery guidelines:

<https://www.sheltercluster.org/Asia/Philippines/Typhoon%20Haiyan%202013/Documents/Recovery%20Shelter%20Guidelines.pdf>

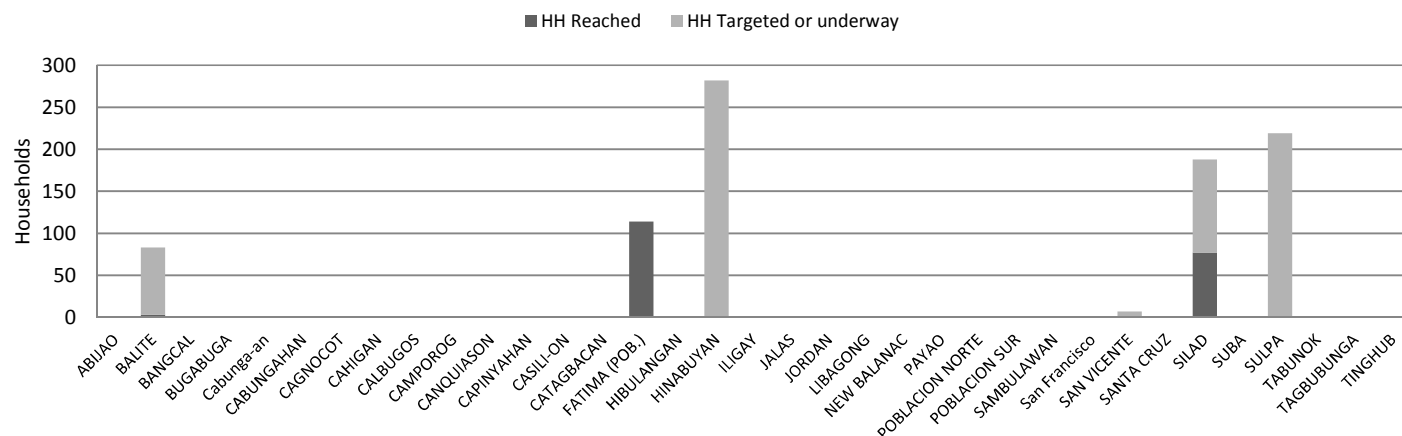
The full data set of HSWG data can be found here:

<https://www.sheltercluster.org/Asia/Philippines/Typhoon%20Haiyan%202013/Documents/20141003%20HSWG%20Database%20for%20website.xlsx>

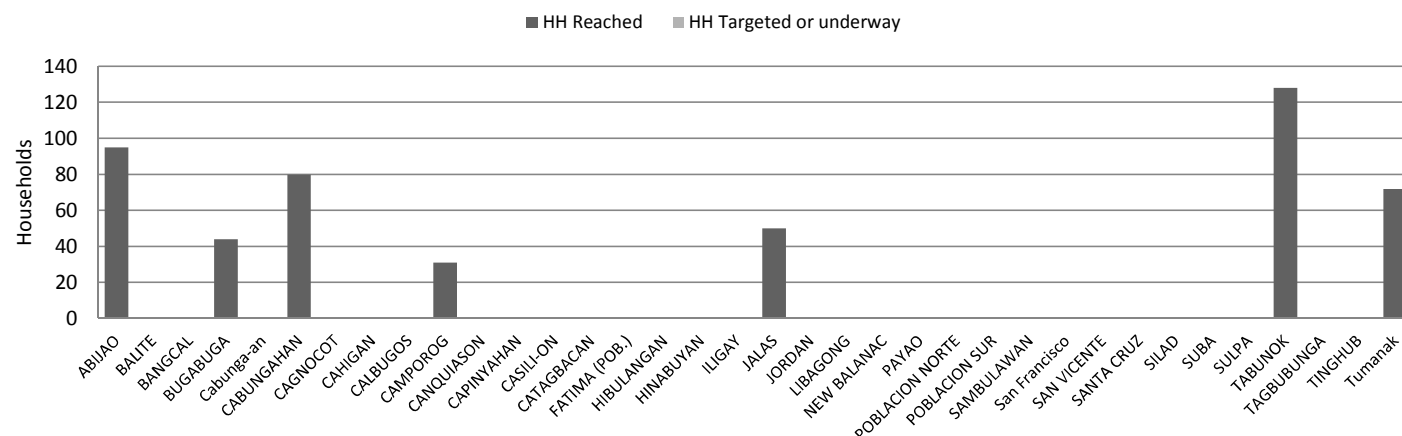
Temporary Shelter



Repairs & Retrofit - Support for Self Recovery Shelter Kit



Repairs & Retrofit - Minor & Major Repairs





## VILLABA - HSWG Partner reporting

### Recovery Shelter activities (as of 06-OCT-2014)

#### Interventions By AGENCIES

The data shown below represent the sum of households who have received (HH reached) or who will receive (HH targeted or underway) recovery shelter support by HSWG partner agencies. Numbers reached are those reported to the HSWG by 6th October 2014. The full data set of HSWG data can be found here:

<https://www.sheltercluster.org/Asia/Philippines/Typhoon%20Haiyan%202013/Documents/20141003%20HSWG%20Database%20for%20website.xlsb>

Agency	Temporary Shelter		Repairs & Retrofit		Core House		Permanent House		Total HH Reached	Total HH Targeted
	HH Reached	HH Targeted	HH Reached	HH Targeted	HH Reached	HH Targeted	HH Reached	HH Targeted		
IOM				500		500			500	500
World Vision	25	52	194	893					219	945
<b>Grand Total</b>	<b>25</b>	<b>52</b>	<b>694</b>	<b>1,393</b>					<b>719</b>	<b>1,445</b>



# VILLABA - HSWG Partner reporting

## Recovery Shelter activities (as of 06-OCT-2014)

### Interventions By BARANGAYS

The data shown below represent the sum of households who have received (HH reached) or who will receive (HH targeted or underway) recovery shelter support by HSWG partner agencies. Numbers reached are those reported to the HSWG by 6th October 2014. The full data set of HSWG data can be found here:

<https://www.sheltercluster.org/Asia/Philippines/Typhoon%20Haiyan%202013/Documents/20141003%20HSWG%20Database%20for%20website.xlsv>

	Temporary Shelter		Repairs & Retrofit		Core House		Permanent House		Total HH Reached	Total HH Target
Barangay	HH Reached	HH Target	HH Reached	HH Target	HH Reached	HH Target	HH Reached	HH Target		
ABIJAO			95	95					95	95
BALITE	0	3	3	83					3	86
BANGCAL										
BUGABUGA			44	44					44	44
Cabunga-an										
CABUNGAHAN			80	80					80	80
CAGNOCOT										
CAHIGAN										
CALBUGOS										
CAMPOROG			31	31					31	31
CANQUIASON										
CAPINYAHAN										
CASILI-ON										
CATAGBACAN										
FATIMA (POB.)	0	6	114	114					114	120
HIBULANGAN										
HINABUYAN	17	35	0	282					17	317
ILIGAY										
JALAS			50	50					50	50
JORDAN										
LIBAGONG										
NEW BALANAC										
PAYAO										
POBLACION NORTE										
POBLACION SUR										
SAMBULAWAN										
San Francisco										
SAN VICENTE	0	0	0	7					0	7
SANTA CRUZ										
SILAD	8	8	77	188					85	196
SUBA										
SULPA	0	0	0	219					0	219
TABUNOK			128	128					128	128
TAGBUBUNGA										
TINGHUB										
Tumanak			72	72					72	72
<b>Grand Total</b>	<b>25</b>	<b>52</b>	<b>694</b>	<b>1,393</b>					<b>719</b>	<b>1,445</b>



## VILLABA - HSWG Partner reporting

### Recovery Shelter activities (as of 06-OCT-2014)

#### Interventions By BARANGAYS & AGENCIES

The data shown below represent the sum of households who have received (HH reached) or who will receive (HH targeted or underway) recovery shelter support by HSWG partner agencies. Numbers reached are those reported to the HSWG by 6th October 2014. The full data set of HSWG data can be found here:

<https://www.sheltercluster.org/Asia/Philippines/Typhoon%20Haiyan%202013/Documents/20141003%20HSWG%20Database%20for%20website.xlsb>

Barangays & Agency	Temporary Shelter		Repairs & Retrofit		Core House		Permanent House		Total HH Reached	Total HH Target
	HH Reached	HH Target	HH Reached	HH Target	HH Reached	HH Target	HH Reached	HH Target		
<b>ABIJAO</b>			95	95					95	95
IOM			95	95					95	95
<b>BALITE</b>	0	3	3	83					3	86
World Vision	0	3	3	83					3	86
<b>BANGCAL</b>										
<b>BUGABUGA</b>			44	44					44	44
IOM			44	44					44	44
<b>Cabunga-an</b>										
<b>CABUNGAHAN</b>			80	80					80	80
IOM			80	80					80	80
<b>CAGNOCOT</b>										
<b>CAHIGAN</b>										
<b>CALBUGOS</b>										
<b>CAMPOROG</b>			31	31					31	31
IOM			31	31					31	31
<b>CANQUIASON</b>										
<b>CAPINYAHAN</b>										
<b>CASILI-ON</b>										
<b>CATAGBACAN</b>										
<b>FATIMA (POB.)</b>	0	6	114	114					114	120
World Vision	0	6	114	114					114	120
<b>HIBULANGAN</b>										
<b>HINABUYAN</b>	17	35	0	282					17	317
World Vision	17	35	0	282					17	317
<b>ILIGAY</b>										
<b>JALAS</b>			50	50					50	50
IOM			50	50					50	50
<b>JORDAN</b>										
<b>LIBAGONG</b>										
<b>NEW BALANAC</b>										
<b>PAYAO</b>										
<b>POBLACION NORTE</b>										
<b>POBLACION SUR</b>										
<b>SAMBULAWAN</b>										
<b>San Francisco</b>										
<b>SAN VICENTE</b>	0	0	0	7					0	7
World Vision	0	0	0	7					0	7
<b>SANTA CRUZ</b>										



## VILLABA - HSWG Partner reporting

### Recovery Shelter activities (as of 06-OCT-2014)

#### Interventions By BARANGAYS & AGENCIES

The data shown below represent the sum of households who have received (HH reached) or who will receive (HH targeted or underway) recovery shelter support by HSWG partner agencies. Numbers reached are those reported to the HSWG by 6th October 2014. The full data set of HSWG data can be found here:

<https://www.sheltercluster.org/Asia/Philippines/Typhoon%20Haiyan%202013/Documents/20141003%20HSWG%20Database%20for%20website.xlsb>

Barangays & Agency	Temporary Shelter		Repairs & Retrofit		Core House		Permanent House		Total HH Reached	Total HH Target
	HH Reached	HH Target	HH Reached	HH Target	HH Reached	HH Target	HH Reached	HH Target		
<b>SILAD</b>	<b>8</b>	<b>8</b>	<b>77</b>	<b>188</b>					<b>85</b>	<b>196</b>
World Vision	8	8	77	188					85	196
<b>SUBA</b>										
<b>SULPA</b>	<b>0</b>	<b>0</b>	<b>0</b>	<b>219</b>					<b>0</b>	<b>219</b>
World Vision	0	0	0	219					0	219
<b>TABUNOK</b>			<b>128</b>	<b>128</b>					<b>128</b>	<b>128</b>
IOM			128	128					128	128
<b>TAGBUBUNGA</b>										
<b>TINGHUB</b>										
<b>Tumanak</b>			<b>72</b>	<b>72</b>					<b>72</b>	<b>72</b>
IOM			72	72					72	72
<b>Grand Total</b>	<b>25</b>	<b>52</b>	<b>694</b>	<b>1,393</b>					<b>719</b>	<b>1,445</b>